

# Power Ramp GT



- **Door and loading dock management in a single control panel**  
Simplify your operations with our all-in-one solution
- **Less installation, lower costs**  
Reduce installation time and expenses with less wiring, thanks to our integrated solution
- **Space-saving**  
Compact size control panel
- **Intuitive programming**  
Easily configure your loading dock through our Green Touch mobile APP
- **Integrated current control**  
No need for additional motor protectors



WIRELESSBAND Receiver



Bluetooth

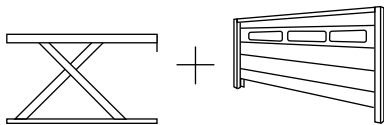


NFC

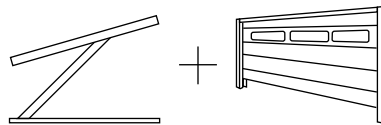


Greentouch system

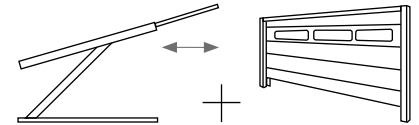
## APPLICATIONS



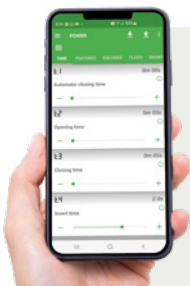
LIFTING TABLE + DOOR



DOCK LEVELER + DOOR



TELESCOPIC LIP DOCK LEVELLER + DOOR



App for the management of control panels for doors and loading docks.



- Motor: 220V maximum 1.5 HP / 380V maximum 3 HP
- Solenoid valve: 24V AC or DC
- Power supply: 220V / 380V (with and without neutral) +/- 10%
- Digital encoder: compatible with Kostal and GFA
- Brake output: Free of tension
- Working temperature: -20 to 85 degrees